

Maximo Navigation key differences between 7.x and MAS through 9.1



**The asset management journey.
Streamlined.**



Summary

- User Interface Changes

- Old skins are no longer available – tivoli09, tivoli13, iot18
- New skin is for MAS – only 1 available
- Some system properties for UI are available; several UI related are gone

- Functionality differences?

- Key items have moved
- A minimal number of items are gone

- Perceived differences?

- Look and feel
 - Location of fields and actions
 - Navigation

Summary

- User Interface Changes

- Old skins are no longer available – tivoli09, tivoli13, iot18
- New skin is for MAS – only 1 available
- Some system properties for UI are available; several UI related are gone

- Functionality differences?

- **Key items have moved**

- A minimal number of items are gone

- Perceived differences?

- Look and feel

- Location of fields and actions
 - Navigation

skin = iot18 (80% zoom)

Quick Insert
New Work Order (via Quick Reporting)

FAV: Work Management
Quick Reporting
Work Order Tracking

FAV: WM Master Data
Locations
Assets
Job Plans
Preventive Maintenance

Bulletin Board Filter

To filter for specific records, specify data in the filter fields and then press the Enter key

Subject

Reminders

Inbox / Assignments

Description

Next Assignment Due: 2/23/20

Move from APPR to CLOSE

Post Date	Expiration Date	Viewed
2/25/20 11:36 AM	4/3/20 3:00 PM	N

Last Memo	Route Workflow

Quick Insert
New Work Order (via Quick Reporting)

FAV: Work Management
Quick Reporting
Work Order Tracking

Bulletin Board Filter

To filter for specific records, specify data in the filter fields and then press the Enter key

Subject

Reminders

Inbox / Assignments

Post Date	Expiration Date	Viewed
2/25/20 11:36 AM	4/3/20 3:00 PM	N

Quick Insert
New Work Order (via Quick Reporting)

FAV: Work Management
Quick Reporting
Work Order Tracking

Bulletin Board Filter

To filter for specific records, specify data in the filter fields and then press the Enter key

Subject

Reminders

Inbox / Assignments

Post Date	Expiration Date	Viewed
2/25/20 11:36 AM	4/3/20 3:00 PM	N

FAV: WM Master Data
Locations
Assets
Job Plans
Preventive Maintenance

Inbox / Assignments

Description

Original Assignee

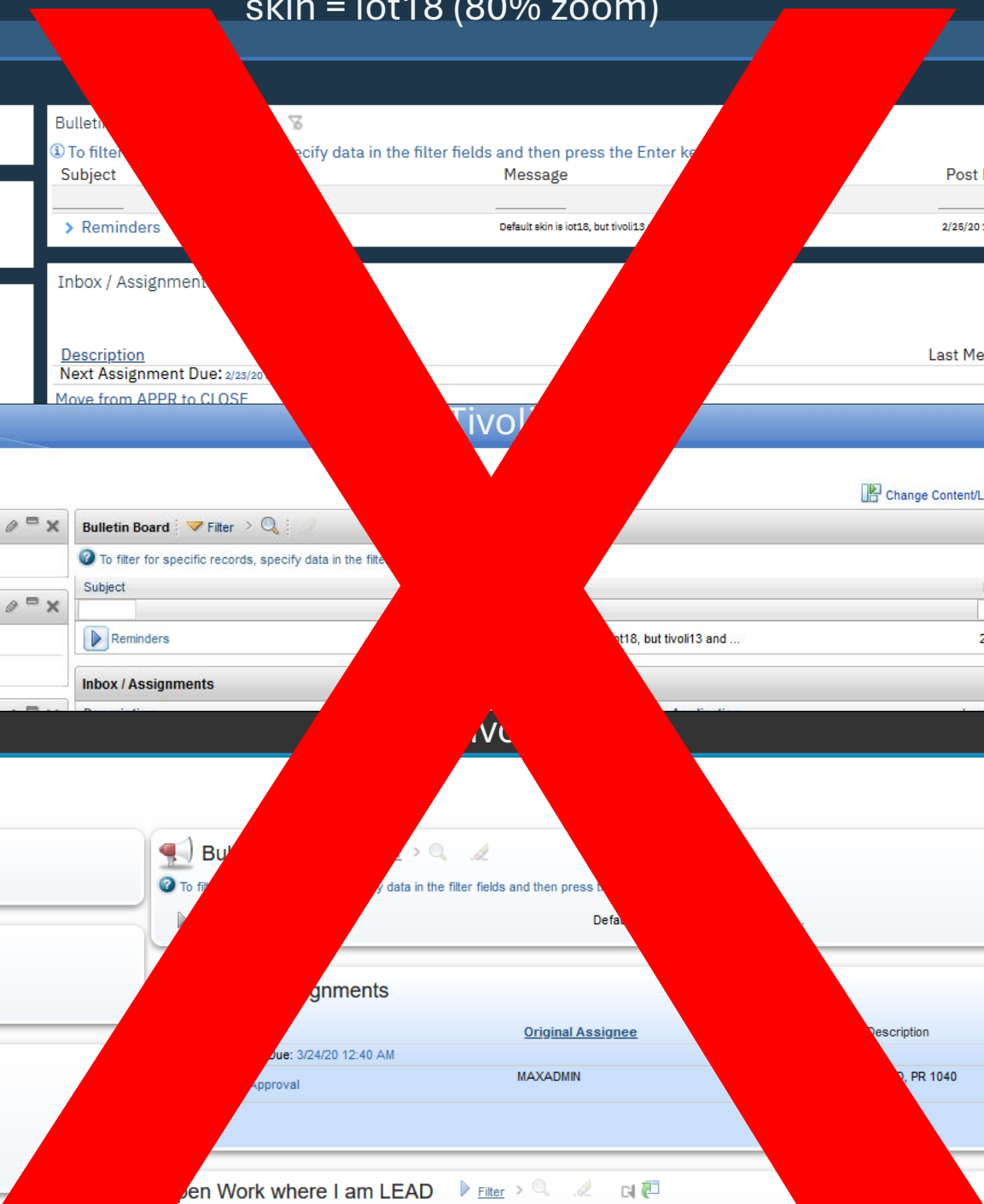
Due: 3/24/20 12:40 AM

MAXADMIN

PR 1040

Last Memo	Route Workflow

1 - 1 of 7 | Next Page >>



Toolbar has moved, but it is still there

IBM Maximo Application Suite | Manage

Work Order Tracking

Query [Icons]

Work Orders (1 - 20 of 496)

Work Order	Description	Location	Asset	Status	Scheduled Start
1000	Relocate Guard Rails Around Compressor	BR300	11300	WAPPR	3/30/16 11:00 AM
1001	12 Month Service on Shipping Dept #1 Conveyor	SHIPPING	12600	INPRG	3/30/16 11:00 AM

Quick Reporting

Find Work Order [Icons]

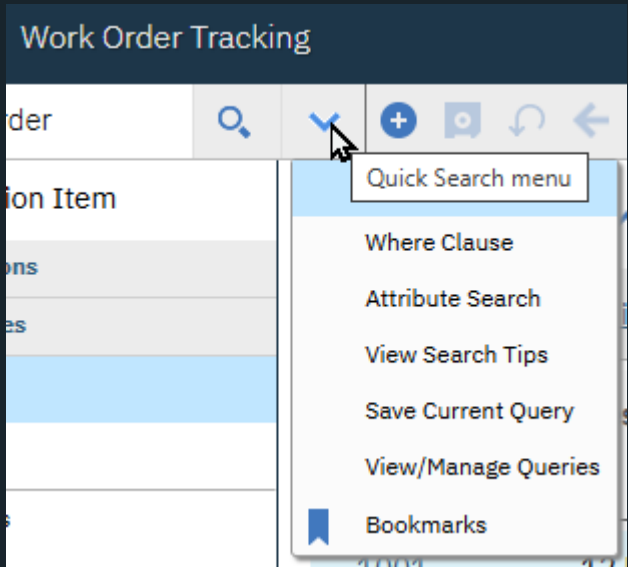
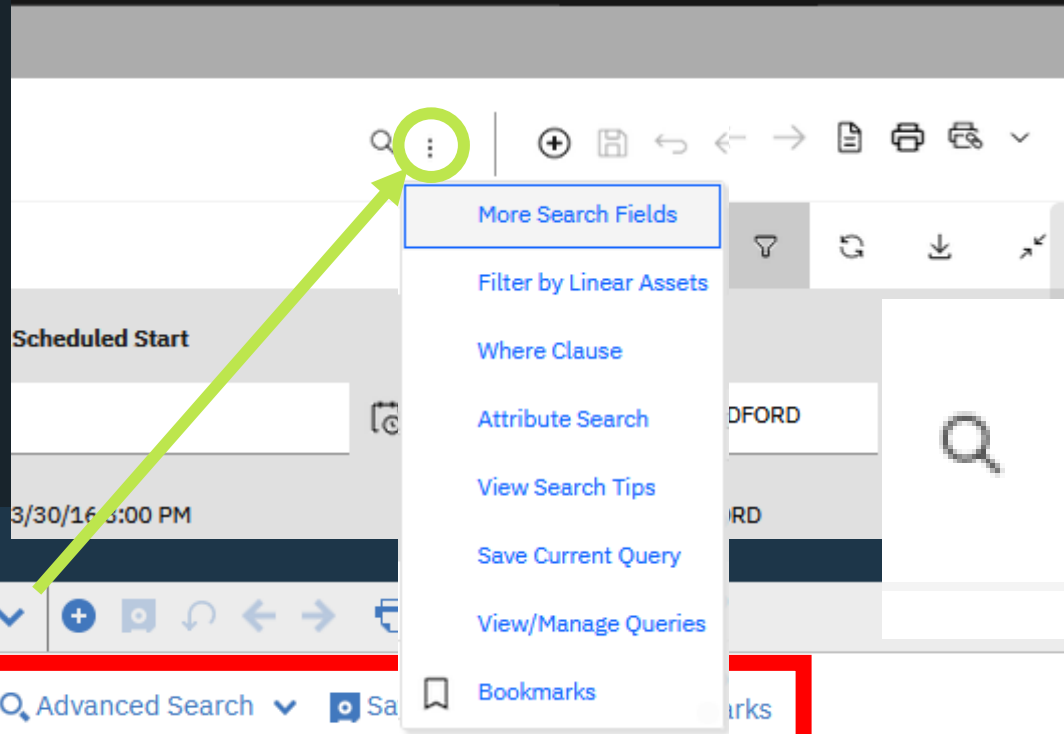
Find Navigation Item

Advanced Search | Save Query | Bookmarks

Work Order	Description	Location	Asset	Status	Scheduled Start	Priority	Site
1000	Relocate Guard Rails Around Compressor	BR300	11300	WAPPR	3/30/16 3:00 PM	2	BEDFORD
1001	12 Month Service on Shipping Dept #1 Conveyor	SHIPPING	12600	INPRG	3/30/16 3:00 PM	5	BEDFORD
1002	Rebuild Feedwater Pump	BR450	11450	APPR		3	BEDFORD
1003	Check for Plumbing Problem	BOILER		APPR	9/16/20 9:53 AM	5	BEDFORD

MAS Quick Search Menu via 'kebab' icon

More Search Fields Shortcut - 9.1.x

A screenshot of the MAS search results table. The table has columns for 'Work Order', 'Description', and 'Location'. The first row is highlighted in blue.

Work Order	Description	Location
1000	Relocate Guard Rails Around Compressor	BR300
1001	12 Month Service on Shipping Dept #1 Conveyor	SHIPPING
1002	Rebuild Feedwater Pump	BR450
1003	Check for Plumbing Problem	BOILER
1004	Generator Overhaul	BR230
1005	Electric Cart Tune-Up	SHIPPING

Quick Reporting

More Search Fields

List View <

Find navigation item

Available Queries

- Common Actions**
- New Work Order (via Quic...
 - Save Work Order
 - Clear Changes
 - Change Status
 - Approve Work Order
 - Initiate Work Order
 - Complete Work Order
 - Close Work Order
 - Create Report
- More Actions**
- Create
 - View
 - Apply Route
 - Enter Meter Readings
 - Report Downtime
 - Manage Downtime History
 - Assign to New Parent
 - Copy Doclinks to Work order
 - Modify/Delete Work Log
 - Move/Swap/Modify
 - Attachment Library/Folders
 - Duplicate Work Order
 - Delete Work Order
 - Add to Bookmarks
 - Run Reports

Quick Reporting Specifications

Work Order	1228	HVAC overheating	Supervisor	ED	Status	APPR
Location	BR200	HVAC System- Main Office	Crew		* Class	WORKORDER
Asset	11200	HVAC System- 50 Ton Cool Cap/ 450000 Btu Heat Cap	Lead		Site	BEDFORD
Configuration Item					Parent WO	
Classification					GL Account	6200-200-200
Class Description					Current Value	
Reported By	WILSON				Attachments	View attachments
Reported Date	6/30/21 6:03 PM					

More Search Fields Shortcut – 9.1.x on ALL tabs

Multiple Assets, Locations and CIs (0 - 0 of 0)

Tasks (1 - 2 of 2)

Task	Summary	Estimated Duration	Measurement Point	Measurement Value	Measurement Date	Route	Route Stop	Status
10	Review hot and cold air flow	0:00						APPR
20	Provide access to HVAC system	0:00						APPR

Labor Materials Tools Failure Reporting Meter Readings Log

Labor (0 - 0 of 0)

..Task	Labor	Name	Approved?	Start Date	Start Time	End Time	Regular Hours	Rate
--------	-------	------	-----------	------------	------------	----------	---------------	------



Filter, Download & Show/Hide

IBM Maximo Application Suite | Manage

Quick Reporting

Query Find Work Order

Work Orders (1 - 20 of 496)

Work Order	Description	Location	Asset	Status	Scheduled Start	Priority	Site
1000	Relocate Guard Rails Around Compressor	BR300	11300	WAPPR	3/30/16 11:00 AM	2	BEDFORD
1001	12 Month Service on Shipping Dept #1 Conveyor	SHIPPING	12600	INPRG	3/30/16 11:00 AM	5	BEDFORD
1002	Rebuild Feedwater Pump	BR450	11450	APPR		3	BEDFORD

Common Actions: New Work Order (via Qui...), Change Status, Create KPI, Approve Work Order

Filter, Download, Refresh, Show/Hide icons are highlighted in a green box.

Quick Reporting

Find Work Order

Find Navigation Item

Go To Applications

Available Queries

Common Actions: New Work Order (via Quick Re...), Change Status

More Actions: Assign to New Parent, Create Work Package

Work Orders

Filter > 1 - 20 of 718

Work Order	Description	Location	Asset	Status	Scheduled Start	Priority	Site
1000	Relocate Guard Rails Around Compressor	BR300	11300	WAPPR	3/30/16 3:00 PM	2	BEDFORD
1001	12 Month Service on Shipping Dept #1 Conveyor	SHIPPING	12600	INPRG	3/30/16 3:00 PM	5	BEDFORD
1002	Rebuild Feedwater Pump	BR450	11450	APPR		3	BEDFORD
1003	Check for Plumbing Problem	BOILER		APPR	9/16/20 9:53 AM	5	BEDFORD
1004	Generator Overhaul	BR230	11230	INPRG		1	BEDFORD
1005	Electric Cart Tune-Up	SHIPPING	12300	APPR		7	BEDFORD

Filter, Download, Show/Hide icons are highlighted in a green box.

Counters, VCR buttons / pagination and Logout

IBM Maximo Application Suite | Manage

Quick Reporting

Query Find Work Order x Q Q+ :

Find navigation item <

Available Queries

Common Actions

- + New Work Order (via Qui...
- Change Status
- Create KPI
- Approve Work Order
- Initiate Work Order

Select Records

1 - 20 of 496

Logout

Profile
CW Christopher Winston
cwinston
Manage profile

Default Information

Personal Information

Set or Modify E-Signature Key

MAXADMIN

Quick Reporting

Find Work Order

Find Navigation Item

Go To Applications

Available Queries

All Records

All Bookmarks

Common Actions

- + New Work Order (via Quick Re...
- Change Status

More Actions

- Assign to New Parent
- Create Work Package

Advanced Search Save Query Bookmarks

Work Orders Filter > Q

1 - 20 of 718

Work Order	Description	Location	Asset	Status	Scheduled Start	Priority	Site
1000	Relocate Guard Rails Around Compressor	BR300	11300	WAPPR	3/30/16 3:00 PM	2	BEDFORD
1001	12 Month Service on Shipping Dept #1 Conveyor	SHIPPING	12600	INPRG	3/30/16 3:00 PM	5	BEDFORD
1002	Rebuild Feedwater Pump	BR450	11450	APPR		3	BEDFORD
1003	Check for Plumbing Problem	BOILER		APPR	9/16/20 9:53 AM	5	BEDFORD
1004	Generator Overhaul	BR230	11230	INPRG		1	BEDFORD
1005	Electric Cart Tune-Up	SHIPPING	12300	APPR		7	BEDFORD

VCR buttons / pagination update for 9.1 and beyond



Quick Reporting

Query



Find Work Order



Find navigation item



Available Queries



Common Actions



New Work Order (via Qui...



Change Status



Create KPI



Approve Work Order

Work Orders



(21 - 40 of 540)



Next Page [CTRL+Right Arrow]

Work Order

Description

1027

Compressor Quarterly Inspection and Certifi

1028

Burner Quarterly Inspection and Certification

1029

Compressor Quarterly Inspection and Certifi

VCR buttons / pagination system property – starting in 9.1



maxadmin Default Site: BEDFORD

System Properties

Find navigation item

Available Queries

Common Actions

Save Property

Clear Changes

Live Refresh

Restore Maximo Defaults

More Actions

Global Properties (1 - 1 of 1)



<input type="checkbox"/>	Property Name	Description
<input type="checkbox"/>	pagination	
<input type="checkbox"/>	^ mxe.webclient.paginationButtonsPlacement	Where to display table pagination buttons. 0=

Global Properties Details

Property Name	mxe.webclient.paginationButtonsPlacement	File Override?	<input type="checkbox"/>
* Description	Where to display table pagination buttons. 0=Display	Global Only?	<input checked="" type="checkbox"/>
Global Value	1	Instance Only?	<input type="checkbox"/>
Current Value	1	Online Changes Allowed?	<input checked="" type="checkbox"/>
		Live Refresh?	<input checked="" type="checkbox"/>

Toggles instead of checkboxes from 8 – 9.0.x

Checkboxes are back in 9.1

This screenshot shows the configuration page for an asset in version 8.0 to 9.0.x. The asset details include Site: BEDFORD, Class: WORKORDER, Work Type: CM, and Status: WAPPR. A green box highlights the configuration options, which are implemented as toggle switches:

- Inherit Status Changes?
- Accepts Charges?
- Is Task?
- Under Flow Control?
- Suspend Flow Control?
- Flow Action:
- Flow Action Assist?
- Appointment Required?

This screenshot shows the configuration page for an asset in version 9.1. The asset details are identical to the previous version. A green box highlights the configuration options, which are now implemented as checkboxes:

- Inherit Status Changes?
- Accepts Charges?
- Is Task?
- Under Flow Control?
- Suspend Flow Control?
- Flow Action:
- Flow Action Assist?
- Appointment Required?

Left Side Navigation Menu (8.x-9.0)

IBM Maximo Application Suite | Manage | Take a tour

Find navigation item | BEDFORD

- Start Center
- Operational Dashboard
- My Recent Applications
- Administration
- Analytics
- Assets
- Building Information Models
- Change
- Contracts
- Financial
- Integration
- Inventory
- IT Infrastructure
- Planning
- Planning and Scheduling
- Preventive Maintenance
- Purchasing
- Release
- Security
- Self Service
- Service Desk
- Service Level
- System Configuration
- Task Management
- Work Orders

Inventory | **Reorder Details** | Rotating Assets | Where Used

Item 11453 Seal, Mechanical, Self Aligning- 1 In ID Site BEDFORD

Storeroom CENTRAL Central Storeroom

Reorder Details | **Primary Vendor**

Reorder?

* Reorder Point 2.00

* Lead Time (Days) 30

Safety Stock 0.00

* Economic Order Quantity 1.00

Order Unit EACH

Primary Vendor ATI Atlantic Trading, Inc Internal?

Manufacturer IR Ingersoll-Rand Company

Model 20-41A-X

Catalog # 123998

Storeroom

Storeroom Site

Vendors (1 - 6 of 7)

Vendor	Manufacturer	Model	Catalog #	Order Unit	Last Price	Last Order Date	Organization	Site
ATI	BEARING	20-33C	3949	EACH			EAGLENA	BEDFORD
ATI	CHESTER	20-41A	53771	EACH	125.00	8/15/23	EAGLENA	BEDFORD
ATI	IR	20-41A-X	123998	EACH		2/28/25	EAGLENA	BEDFORD
CHESTER				EACH	125.00	11/8/24	EAGLENA	BEDFORD

javascript: //My Recent Applications

For 9.1: Consolidated Left Side Navigation Menu

- Filter navigation
- Operational Dashboard
- Start Center
- Recent applications
- Manage
 - Administration
 - Analytics
 - Assets
 - Building Information ...
 - Change
 - Change (HSE)
 - Contracts
 - Financial
 - Integration
 - Inventory**
 - IT Infrastructure
 - Motor Pool (Tr)
 - Operations (HSE)
 - Planning
 - Planning and Schedul...
 - Preventive Maintenanc...
 - Purchasing
 - Release
 - Safety and Quality Ma...
 - Security
 - Self Service
 - Service Desk
 - Service Level
 - System Configuration
 - Task Management
 - Warranties (Tr)
 - Work Orders
- Suite
 - Application administration
 - Security

Inventory | Reorder Details | Rotating Assets | Where Used

Item	11453	>	Seal, Mechanical, Self Aligning- 1 In ID	Site	BEDFORD
Storeroom	CENTRAL	>	Central Storeroom	Status	ACTIVE
Lot Type	LOT			Default Bin	A-4-9
Issue Cost Type	AVERAGE			Default Stage Bin	
Receipt Tolerance %				Capitalized?	<input type="checkbox"/>
				Kit?	<input type="checkbox"/>

Attachments: [View attachments](#)

* Issue Unit:

Condition Enabled?

Rotating?

Consignment?

Requires hard reservation on use?

Available Balance Summary		Other Balance Summary Information		ABC Analysis		Issue History	
Current Balance	17.00	Quantity Currently Reserved	4.00	ABC Type	B	Last Issue Date	2/11/11 9:59 AM
Hard Reserved Quantity Not Staged	2.00	Hard Reserved Quantity	2.00	* Count Frequency	60	Year to Date	5.00
Hard Reserved Quantity Shipped	0.00	Soft Reserved Quantity	2.00			Last Year	0.00
Total Quantity Shipped	0.00	Quantity Staged	0.00			2 Years Ago	0.00
Expired Quantity in Stock	17.00	Quantity in Holding Location	0.00			3 Years Ago	0.00
Quantity Available	-2.00	Picked Quantity	0.00				
Count Group	<input type="text"/>	Plus Count Tolerance	<input type="text"/>	Minus Count Tolerance	<input type="text"/>		

Inventory Costs (1 - 1 of 1)

Condition Code	Description	Condition Rate	Standard Cost	Average Cost	Last Receipt Cost
1 - 1 of 1		100	129.00	130.45	135.00

For 9.1: Consolidated Left Side Navigation Menu - expanded

IBM Maximo Application Suite

Filter navigation

- Assets & locations
- Operational Dashboard
- Start Center
- Recent applications
- Manage

Manage

- Administration
- Analytics
- Assets
- Building Information ...
- Change
- Change (HSE)
- Contracts
- Financial
- Integration
- Inventory
- IT Infrastructure
- Motor Pool (Tr)
- Operations (HSE)
- Planning

- Planning
- Planning and Schedul...
- Preventive Mainten...
- Purchasing
- Release
- Safety and Quality Ma...
- Security
- Self Service
- Service Desk
- Service Level
- System Configuration
- Task Management
- Warranties (Tr)
- Work Orders
- Health

Health

- Assets & Locations
- Work queues
- Score settings

Suite

- Application administr...
- Mobile Configuration
- Application configurati...

For 9.1: Queries can be added to toolbar

IBM Maximo Application Suite | Manage

Work Order Tracking

Overdue PMs

Find navigation item <

Available Queries

- All Records
- All Bookmarks
- All Work Orders
- X
- My Work Orders
- Overdue PMs
- WORK ORDERS WHERE I AM OWNER
- YESTERDAY WORK NOT COMPLETED
- Initiate Work Order

Work Orders (1 - 20 of 52)

Work Order	Description
1158	Calibration 1
1159	Calibration L
1160	Calibration 1
1161	Calibration 1
1167	Supervisor M

IBM Maximo Application Suite | Manage

Work Order Tracking

Overdue PMs

Find navigation item <

Available Queries

Common Actions

- New Work Order
- Change Status
- Select Owner
- Take Ownership
- Create KPI
- Approve Work Order
- Initiate Work Order

Work Order

- All Records
- All Bookmarks
- All Work Orders
- X
- My Work Orders
- Overdue PMs
- WORK ORDERS WHERE I AM OWNER
- YESTERDAY WORK NOT COMPLETED

Work Order	Description
1158	Calibration 103
1160	
1161	Calibration 103
1167	Supervisor Monthly Driving

Work Order Tracking

← List View <

🔍 Find navigation item

Available Queries ▾

Common Actions

- + New Work Order
- 📄 Save Work Order
- ↶ Clear Changes
- ⋮ Change Status
- 👤 Select Owner
- 👤 Take Ownership
- ✓ Approve Work Order
- 🕒 Initiate Work Order
- ✓ Complete Work Order
- ✕ Close Work Order
- 📄 Create Report

More Actions

- Apply SLAs
- View SLAs
- Select/Deselect SLAs
- Reevaluate Qualifications
- Change Work Order Options
- Create ▾
- View ▾
- Create Job Plan from Work Plan
- Remove Work Plan
- Select Safety Hazards
- Remove Safety Plan
- Apply Route
- Enter Meter Readings

- Work Order**
- Plans
- Assignments
- Related Records
- Actuals
- Safety Plan
- Log
- Data Sheet
- Failure Reporting
- Specifications
- Service Address
- Map

Work Order	1002	Rebuild Feedwater Pump	📄
Location	BR450 >	Feed Water Pump- Centrifugal/100GPM/60FTHD	📄
Asset	11450 ⓘ >	Centrifugal Pump 100GPM/60FTHD	📄
Configuration Item	>		📄
WO Total Work Units			
Parent WO	>		
Classification	PLUMBING >		
Class Description	Plumbing 🔍		
Launch Entry Name	>		

Site	BEDFORD
Class	WORKORDER
Work Type	CM 🔍
GL Account	6210-300-??? 🔍
Failure Class	PUMPS >
Problem Code	🔍
Storeroom Material Status	>
Direct Issue Material Status	>
Work Package Material Status	>
Material Status Last Updated	🔄



Tasks Dropdown

Attachments [View attachments](#) ▾

Status APPR
Status Date 2/27/03 10:48 AM

Inherit Status Changes?

Accepts Charges?

Is Task?

Under Flow Control?

Suspend Flow Control?

Flow Action >

Flow Action Assist?

Appointment Required?

Job Details

Job Plan	JP11430 >
Job Plan Revision #	
PM	>
Safety Plan	>
Contract	>

Asset Details

Asset Up?	<input checked="" type="checkbox"/>
Warranties Exist?	<input type="checkbox"/>
SLA Applied?	<input type="checkbox"/>
Charge to Store?	<input type="checkbox"/>
Current Value	

Priority

Asset/Location Priority	2
Priority	3
Priority Justification	📄
Risk Assessment	

Work Order Tracking

← List View

Find navigation item

Available Queries

Common Actions

- + New Work Order
- Save Work Order
- Clear Changes
- Change Status
- Select Owner
- Take Ownership
- Approve Work Order
- Initiate Work Order
- Complete Work Order
- Close Work Order
- Create Report

More Actions

- Apply SLAs
- View SLAs
- Select/Deselect SLAs
- Reevaluate Qualifications
- Change Work Order Options
- Create
- View
- Create Job Plan from Work Plan

Work Order Plans Assignments Related Records Actuals Safety Plan

Work Order	1002	Rebuild Feedwater Pump
Location	BR450	Feed Water Pump- Centrifugal/100GPM/60FTHD
Asset	11450	Centrifugal Pump 100GPM/60FTHD
Configuration Item		
WO Total Work Units		
Parent WO		
Classification	PLUMBING	
Class Description	Plumbing	
Launch Entry Name		

Job Details

Job Plan	JP11430
Job Plan Revision #	

- Work Order
- Plans
- Assignments
- Related Records
- Actuals
- Safety Plan
- Log
- Data Sheet
- Failure Reporting
- Specifications
- Service Address
- Map

Specifications Service Address Map

Site	BEDFORD
Class	WORKORDER
Work Type	CM
GL Account	6210-300-???
Failure Class	PUMPS
Problem Code	
Serial Status	
Serial Status	
Serial Status	
Serial Status	
Last Updated	

Attachments View attachments

Status APPR

Status Date 2/27/03 10:48 AM

Inherit Status Changes?

Accepts Charges?

Is Task?

Under Flow Control?

Suspend Flow Control?

Flow Action

Flow Action Assist?

Appointment Required?

Priority

Asset/Location Priority	2
Priority	3
Priority Justification	
Risk Assessment	

Maximo System Properties for your consideration

IBM Maximo Application Suite | Manage

System Properties

Global Properties (1 - 3 of 3)

<input type="checkbox"/>	Property Name	Description	Current Value	Maximo Default	Live Refresh
<input type="checkbox"/>	queryfieldo,queriesin				
<input type="checkbox"/>	▼ mxe.webclient.keepQueryFieldOpen	Keep the record query field open.	true	false	<input checked="" type="checkbox"/>
<input type="checkbox"/>	▼ mxe.webclient.showQueriesInDropdown	Enable the new query dropdown within the na	true	true	<input checked="" type="checkbox"/>
<input type="checkbox"/>	▼ mxe.webclient.ShowQueriesInToolbar	Set to 1 to always show Queries dropdown in	1	0	<input checked="" type="checkbox"/>
<input type="checkbox"/>	Select Records				

Work Order Tracking

Find navigation item <

Available Queries ▾

Common Actions

- + New Work Order
- Change Status
- Select Owner
- Take Ownership
- Create KPI
- ✓ Approve Work Order
- Initiate Work Order
- ✓ Complete Work Order
- ⊗ Close Work Order
- 📄 Create Report

More Actions

- Assign to New Parent
- Create Work Package
- Reschedule/Unassign Assign...
- Attachment Library/Folders ▾
- Run Reports

Work Orders (0 - 0 of 0)

Work Order

Description



To find records, use the filter fields and then press Enter. For more

Query ▾ Find Work Order x 🔍 Q+ ⋮

Find Work Order (CTRL+ALT+F)

- All Records
- All Bookmarks
- 🔍 All Work Orders
- 🔍 X
- 🔍 My Work Orders
- 🔍 Open Boiler Work
- 🔍 Overdue PMs
- 🔍 WORK ORDERS WHERE I AM OWNER
- 🔍 YESTERDAY WORK NOT COMPLETED

Show Queries in Dropdown

Work Order Tracking

Find navigation item

Available Queries

Common Actions

- + New Work Order
- Change Status
- Select Owner
- Take Ownership
- Create KPI
- ✓ Approve Work Order
- Initiate Work Order
- ✓ Complete Work Order
- ⊗ Close Work Order
- Create Report

More Actions

- Assign to New Parent
- Create Work Package
- Reschedule/Unassign Assign...
- Attachment Library/Folders
- Run Reports

Work Orders (0 - 0 of 0)

Work Order	Description



To find records, use the filter fields and then press Enter. For more information, see the [Work Order Tracking](#) help topic. To enter a new record, select the [New Work Order](#) button.

Query

- All Records
- All Bookmarks
- All Work Orders
- X
- My Work Orders
- Open Boiler Work
- Overdue PMs
- WORK ORDERS WHERE I AM OWNER
- YESTERDAY WORK NOT COMPLETED

Find Work Order

Find Work Order (CTRL+ALT+F)

Show Queries in Toolbar

Reference Links

- [Upgrade checklist – this has the reference to the customization archive](#)
- [Upgrading from Maximo Asset Management to IBM Maximo Manage](#)
- [Moving from EAM to Manage Blog](#)
- [MAS Authentication options](#)
- [MAS 8.11 – Multiple Identity Providers](#)
- [Maximo Application Suite Admin APIs 8.11.x](#)
- [IBM REST API Guide](#)
- [Role Based Applications – Work Orders](#)
- [Role Based Applications – Operational Dashboard](#)
- [Prepare for MAS: Utilizing S3 Storage for Attached Documents in 7.6.1](#)
- [Join the IBM Maximo Product Updates Group](#)
- [IBM Maximo Product Updates Group – for Members](#)
- [Configuring Screen Layout and CSS in MAS 9](#)
- [Maximo Automation Script Wiki](#)

QUESTIONS?

