

MAKING MAXIMO RELIABLE AND ADOPTED

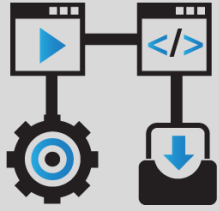
BY END USERS



KDIT Solutions Inc.



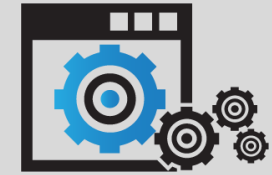
Making Maximo Reliable



AI Powered End to End Quality
Management Platform for Maximo



Convert automated workflow
to E-Learning audio/video



Continuous Workflow
Validation Automated BOT



Speed of Maximo –
Performance Tuning and
Benchmarking

AI Powered Quality Platform for Maximo

- Create process based and role-based test scenarios End to End in the platform

The screenshot displays the 'AI Powered Quality Platform for Maximo' interface. The top navigation bar includes a search icon, a project dropdown set to 'Maximo Upgrade Test Plan', a 'Homepage' button, and a breadcrumb trail: 'Test Planning & Test Designs / HSE Test Plan (End to End) / Maximo ... Planning / E2E - H. & Environment / Detailed Structure - Data / Test Steps'. On the right of the header are notification and user profile icons for 'Michael'.

The left sidebar contains a navigation menu with categories: 'Release', 'Requirements', 'Test Planning' (highlighted), 'Test Execution', 'Defects', and 'Analytics'. Under 'Test Planning', there is a tree view for 'HSE Test Plan (End to End)' with sub-items like 'Maximo Design and Planning', 'E2E - Health, Safety & Environment', and 'Inventory Test Cases'. The 'Inventory Test Cases' folder is expanded, showing 'Item Creation and adding it to storeroom'.

The main content area is titled 'Test Step Structure: High level' and features a 'Test Design' section. It includes tabs for 'Details', 'Version', 'Test Steps' (active), 'Execution Tracking', 'Defects', 'Requirements', 'Attachment Log', and 'Activity Log'. Action buttons include 'START EDIT', 'Export PDF', and view toggles for 'Table View' and 'Process View'. The flowchart illustrates a process for creating an item and adding it to a storeroom, with steps numbered 1 through 13. The process starts with '1. Create Item' and ends with '10. Change status to Active' and 'End'. A decision point '8. Vendor Exists?' branches the flow into 'YES' (leading to '9. Select an Existent Vendor and Manufacturer') and 'NO' (leading to '11. Create a new Company').

```
graph LR
    Start((Start)) --> 1[1. Create Item]
    1 --> 2[2. Enter Description / Lot]
    2 --> 3[3. Add additional details  
(rotating/ condition /  
commodity / Order and  
Issue Unit)]
    3 --> 4[4. Change status  
to Active]
    4 --> 5[5. Add Item to Storeroom  
with Cost / Balance  
/ Issue Unit]
    5 --> 6[6. Open the Inventory line  
with the Item created  
previously for the  
assigned storeroom]
    6 --> 7[7. Input not required data  
to have more control :  
Bin location / ABC /  
Receipt Tolerance]
    7 --> 8{8. Vendor  
Exists?}
    8 -- YES --> 9[9. Select an Existent  
Vendor and Manufacturer]
    8 -- NO --> 11[11. Create a new  
Company]
    9 --> 10[10. Change status to  
Active]
    10 --> End((End))
    11 --> 12[12. Insert all required data  
and additional  
information not  
requeried]
    12 --> 13[13. Save Company]
    13 --> 9
```

AI Powered Quality Platform for Maximo

- Assign workflow tests to multiple people, execute and get E-Signature as approval

Project: **Maximo Upgrade Test Plan**

Homepage

Test Execution Suites / Test Execution Suite One / Assign Testers

Michael

OTHER EXECUTION SUITS

Details

Execution Planning

Execution

Report

E-Approval

Progress Log

2. ASSIGN

1. Test Scope & Data

2. Assign


Last updated: Today, 2:10 PM

Lead:

		ASSIGNEE	EXECUTION METHOD	TEST SCOPE	OBJECTIVE
1					

AI Powered Quality Platform for Maximo

- Manage defects here or integrate with Jira
- Power of AI – Predict defects – Area of weakness when upgraded




Project: Better Quality Management

Homepage

Defects

11

Pranjal, D



Defects

New Defect

Total Defects 608

Closed 351

1-Critical 11

Unassigned 11

View Summary

View Status Details

Search defects by defect ID, title and tags.

Reporter

Assignee

Filter

DEFECT ID	DEFECT TITLE	STATUS	PRIORITY	SEVERITY	ASSIGNEE	REPORTER	DATE CREATED	LAST MODIFIED
BQM-0610	Under Release-> User try changing the Release and Sprint n... Tags: Release	New	3-Medium	3-Medium	PB	PB	12/10/2022	12/10/2022
BQM-0605	Button 'New Release' is missing and associated functionality ... Tags: Release	New	2-High	2-High	SB		10/10/2022	12/10/2022
BQM-0583	Under Release-> Sprint->CREATED BY and OWNER name is ... Tags: Release	Re-Opened	3-Medium	3-Medium	SB	PB	05/10/2022	12/10/2022
BQM-0596	Sprint Duration is shown wrongly when hovered over a Sprint... Tags: Release	New	2-High	3-Medium	SB		06/10/2022	11/10/2022
BQM-0591	Dates values are appearing incorrect in Release Activity log Tags: Release	Re-Opened	2-High	3-Medium	SB		05/10/2022	11/10/2022
BQM-0586	Under Release-> Number of the defects should be also show... Tags: Release	New	2-High	3-Medium	SB	PB	05/10/2022	11/10/2022
BQM-0584	Under Release->Show Details-> When user update the detai... Tags: Release	Validated on QA	3-Medium	3-Medium	PB	PB	05/10/2022	11/10/2022

< 1 2 3 4 5 ... 31 > Total of 608 defects.

Release

Requirements

Test Planning

Test Execution

Defects

Analytics



AI BOT

AUTOMATED
WORKFLOW AND
DATA VALIDATION

Automated Workflow Validation BOT



Continuous testing and certification of workflow/data (even when you sleep)



ROI

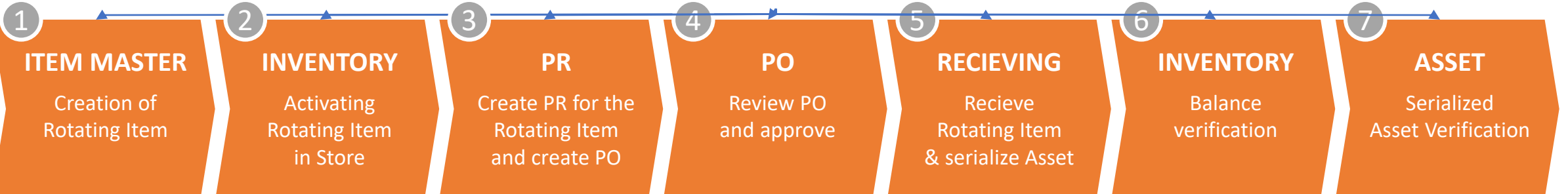


1 hour manual – 10 mins of automation



81% Service incidents reduced (Real client)

ROTATING ITEMS IN MAXIMO





Convert automated workflows to E-Learning V Courses (Audio/Video)

Click the Start Center drop-down menu icon.

IBM Maximo
Enterprise Asset Management

Creating a Service Request

Welcome, Service Agent

Find Navigation Item Administration Inventory

Go To

Bulletin Board [Filter](#) > [Search](#) [Refresh](#)

To filter for specific records, specify data in the filter fields and then press the Enter key.

Subject	Message	Post Date	Expiration Date	Viewed
				N

There are currently no bulletin board messages to view.

Inbox / Assignments

No Assignments found for Service Agent


KPI Graph
Last Run: 3/11/11 9:30 AM [Update](#)

Current User Sessions

Related KPI	Status	KPI	Actual	Target	Variance
		Current User Sessions	1	500	-499

KPI Graph
Last Run: 2/29/08 1:56 PM [Update](#)

Current Number of Logged In Users





IBM

MAXIMO

SPEED